

A diagram of a square with arrows and numbers indicating the stroke order for writing. Stroke 1 is a vertical line down on the left. Stroke 2 is a horizontal line across the top. Stroke 3 is a horizontal line across the bottom.



己 己 己



ㅈ 치웃

Chieut

3 strokes

ㅈ ㅈ ㅈ ㅈ

ㅊ 지웃

Jieut

2 strokes

ㅊ ㅊ ㅊ ㅊ

ㅇ 이응

leung

1 stroke

ㅇ ㅇ ㅇ ㅇ

ㅅ 시웃

Siot

2 strokes

ㅅ ㅅ ㅅ ㅅ

ㅂ 비읍

Bieup

4 strokes

ㅂ ㅂ ㅂ ㅂ

ㅏ 아 A 2 strokes

ㅎ 히읇 Hieut 3 strokes

ㅍ 피읖 Pieup 4 strokes

ㅌ 티읇 Tieut 3 strokes

ㅋ 키읃 Kieuk 2 strokes

ㅛ 요 Yo 3 strokes

ㅜ 오 O 2 strokes

ㅠ 여 Yeo 3 strokes

ㅟ 어 Eo 2 strokes

ㅟ 야 Ya 3 strokes

ㅏ ㅑ Ae 3 strokes



ㅣ ㅓ I 1 stroke

ㅡ ㅜ Eu 1 stroke



ㅓ ㅠ Yu 3 strokes

ㅓ ㅜ U 2 strokes

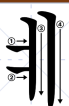

ㅞ 위 Wi 3 strokes

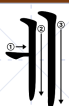

ㅟ 외 Oe 3 strokes

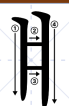

ㅠ 예 Ye 4 strokes

ㅡ 에 E 3 strokes

ㅢ 야 Yae 4 strokes

ㅌ ㅎ

We

5 strokes

ㅌ ㅌ ㅌ ㅌ

ㅌ ㅎ

Wae

5 strokes

ㅌ ㅌ ㅌ ㅌ

ㅌ ㅎ

Wo

4 strokes

ㅌ ㅌ ㅌ ㅌ

ㅌ ㅎ

Wa

4 strokes

ㅌ ㅌ ㅌ ㅌ

ㅡ ㅎ

Ui

2 strokes

ㅡ ㅡ ㅡ ㅡ